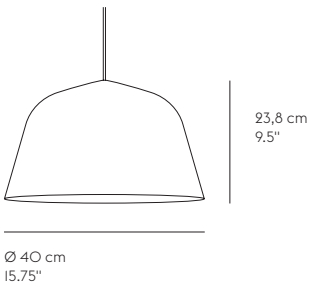
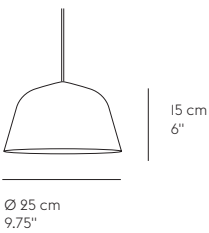
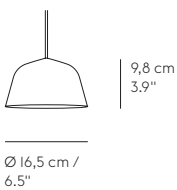




AMBIT PENDANT LAMP – EU VERSION

TAF STUDIO ON THE DESIGN “What defines our attraction to shapes? With the Ambit Pendant Lamp, we wanted to explore form and proportions in a thorough and meticulous way. We discovered a unique dynamic between linear and rounded shapes that gives the lamp its unique outline, making the Ambit Pendant Lamp a timeless design that you’ll never grow tired of while its handspun aluminum material and contrasting white inner makes for an elegant touch.”



Ø40 & Ø25



Ø16,5



DESIGNED BY / YEAR OF DESIGN

TAF Studio / 2015

ABOUT THE DESIGNER

TAF Studio is a Stockholm-based design and architecture studio making international headlines within product and interior design.

CATEGORY

Pendant lamp

ENVIRONMENT

Indoor

DESCRIPTION

Embodying the values of Scandinavian design, the Ambit Pendant Lamp is as timeless as it is contemporary. Made of hand-spun aluminum that has been hand-painted, the Ambit Pendant Lamp has a white interior to heighten contrasts of its outside shade and enhance the light omitted.

PRODUCTION PROCESS

Made from old brazier traditions, the lamp shade is press spun by hand. Hereafter, the lamp shade is polished and painted by hand.

MATERIAL

Aluminum lamp shade and rubber cord.

CORD LENGTH

400 cm / 157,5"

BULB INCLUDED

Ø40: No

Ø25: No

Ø16,5: Yes

CEILING CAP INCLUDED

Yes - White

DIMMABLE FUNCTION

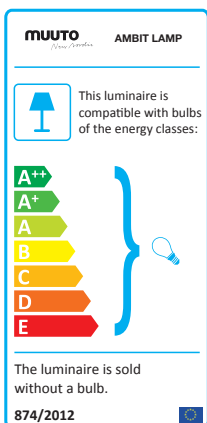
No

CLEANING AND CARE

Clean the lamp with a soft dry cloth. Always switch off the electricity before cleaning.



AMBIT PENDANT LAMP - EU VERSION



LAMP RATING Ø40

Voltage	220-240V
Frequency	50/60Hz
IP Rating	IP20
Classification	Class II
Socket	1 x E27
	Max. 60W; incandescent lamp; type G
	Max. 13W; self-ballasted
	Max. 18W; self-ballasted LED bulb

BULB RECOMMENDATION Ø40

Lamp base	E27
Dimensions	Ø60 X 110 mm
Light source shape	A60
Max wattage	see rating
Light source type	Halogen / LED

LAMP RATING Ø25

Voltage	220-240V
Frequency	50/60Hz
IP Rating	IP20
Classification	Class II
Socket	1 x E14
	Max. 60W; incandescent lamp; Type G
	Max. 13W; self-ballasted; Type G
	Max. 11W; self-ballasted LED bulb; Type G

BULB RECOMMENDATION Ø25

Lamp base	E14
Dimensions	Ø45 X 85 mm
Light source shape	P45
Max wattage	see rating
Light source type	Halogen / LED

LAMP RATING Ø16.5

Voltage	220-240V
Frequency	50/60Hz
IP Rating	IP20
Classification	Class II
Socket	1 x GX53
	Max. 12W LED

BULB RECOMMENDATION Ø16.5

Lamp base	GX53
Dimensions	Ø74 X 30 mm
Light source shape	Disc
Max wattage	12W
Light source type	LED

GENERAL STANDARDS & CERTIFICATES - Ø40

EU/UK	CHINA
CE-LVD	CCC
EN 60598-1:2008+A11:2009	GB7000. 201-2008
EN 60598-2-1:1989	GB7000. 1-2007
EN 62493:2010	

WEEE Directive - 2012/19/EU

GENERAL STANDARDS & CERTIFICATES - Ø25 & Ø16,5

EU/UK	CHINA
CE-LVD	CCC
EN 60598-1:2015	GB7000. 201-2008
EN 60598-2-1:1989	GB7000. 1-2007
EN 62493:2010	

MUUTO