
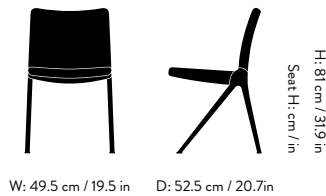


# & Tradition

Kape<sup>IF7</sup>  
Industrial Facility  
2026





# Kape<sup>IF7</sup>

## Industrial Facility

### 2026

#### Product description

Side chair

#### Environment

Indoor

#### Material

Aluminium frame, foam, wood seat and back.

#### Production process

The chair features an upholstered seat and backrest which is mounted on a die-cast frame.

#### Variants

Polished Aluminium or Warm Black frame  
Available in a variety of fabrics, leather and COM

#### Dimensions

W: 49.5 cm / 19.5 in  
H: 81 cm / 31.9 in  
D: 52.5 cm / 20.7 in  
Seat H: 47 cm / 18.5 in

#### Weight

9.5 kg

#### Strength, durability and safety testing

EN 16139  
BIFMA X5.4

#### Certifications



FSC® Mix 70%

#### Gliders

Plastic gliders installed as standard.  
Felt gliders available upon request.

#### Impact

- Designed for circularity, making it easier to repair, renovate, and responsibly recycle at end-of-life.
- Made using FSC® certified wood, supporting responsible management of the world's forests.
- Frame constructed from post-consumer recycled aluminium, contributing to a circular flow of resources.
- Fully removable cover available as a spare part.

#### Manufacturer

Produced in Lithuania by Actona

#### Cleaning Instructions

Please see our [Maintenance & Care instructions here](#)

#### → Stock items

MTO



→ Barnum 101




→ Clay 0003



→ Grain 61252



→ Noble Leather  
Black



→ Sisu 065



→ Warm Black  
frame



→ Polished  
Aluminium  
frame

# Recycling & Disassembly

Kape<sup>IF7</sup>

## Recycling

Your Kape chair is built to last and we hope that it will serve you for many years to come. The chair is made from metal, wood, plastic, foam and upholstery parts which can be separated from the base and delivered to a suitable recycling station.

## Spare parts

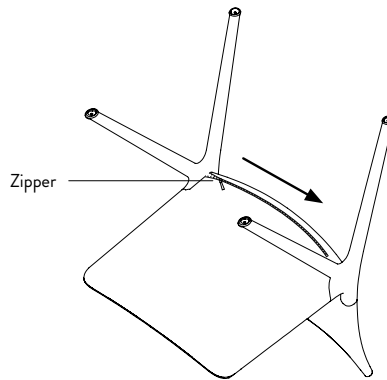
To purchase spare parts, please write to our sales support team at [info@andtradition.com](mailto:info@andtradition.com) with your query.

## 5 year warranty

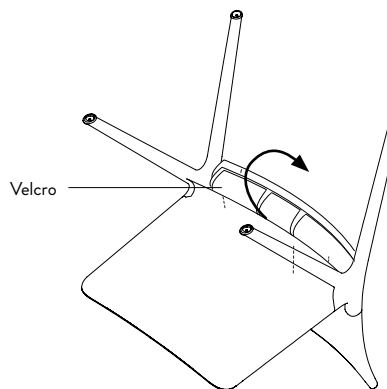
&Tradition provides a 5-year warranty with every Kape chair. This warranty covers any faults present at the time of purchase, or those that may have occurred as a result of a manufacturing defect. The warranty is valid from the date stated on the original invoice.

## Disassembly

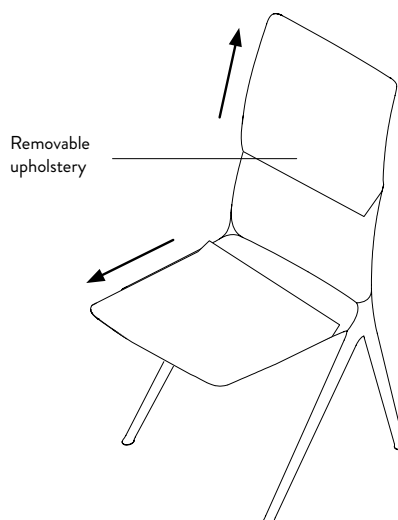
1. Turn the chair upside down and open the zipper on the underside of the seat.



2. To detach the covers, separate the two tabs (seat and backrest) from the Velcro. The part with the zipper head is the seat cover.



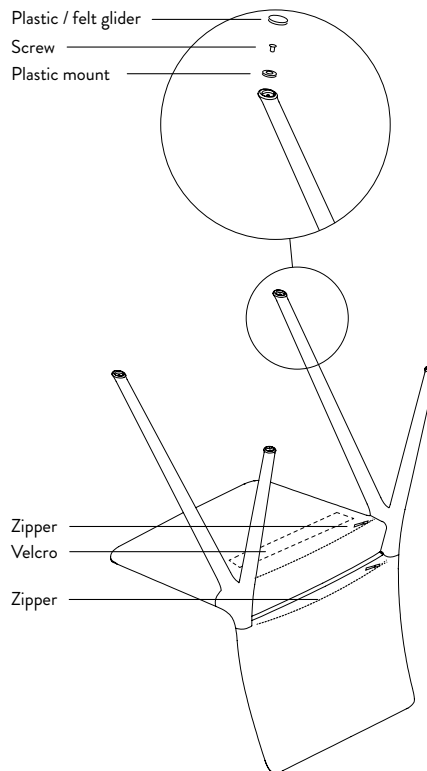
3. Turn the chair upright and gently pull off the seat and backrest covers. Use a seam ripper to remove the zippers and Velcro.



# Recycling & Disassembly

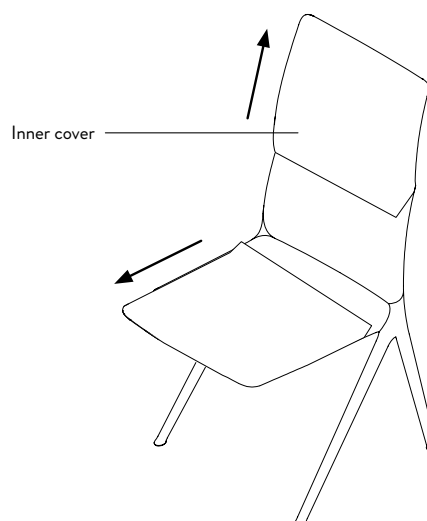
Kape<sup>IF7</sup>

---



4. Turn the chair back upside down. Use a flathead screwdriver to remove the four gliders and an Allen key to unscrew the four mounts.

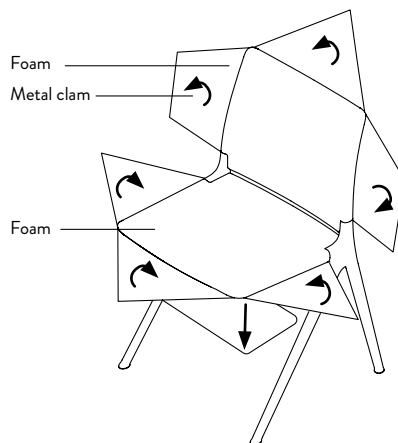
5. To open the inner liner, unzip the two zippers on the underside of the seat and backrest.



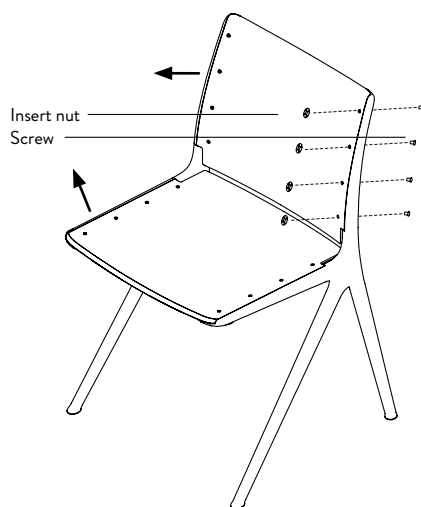
6. Return the chair to an upright position. Remove the inner covers from the seat and backrest, and use a seam ripper to remove the zippers and Velcro.

# Recycling & Disassembly

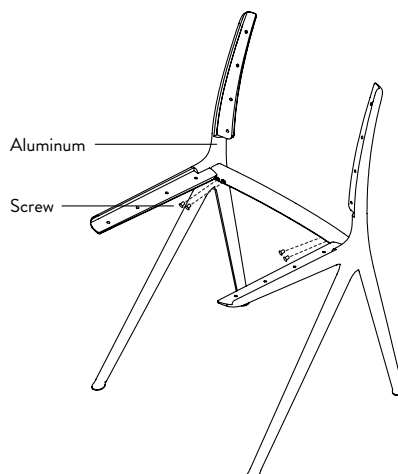
Kape<sup>IF7</sup>



7. On the backrest, start by removing the four staples with a flathead screwdriver. Slowly separate the foam from the wooden panels using a hair dryer or heat gun, pulling gently as the adhesive softens. Remember to remove the extra foam layer under the seat as well.



8. Unscrew the eight screws from the backrest, then repeat for the seat. Remove the wooden parts. Use a flathead screwdriver to remove the threaded inserts from both seat and backrest.



9. Unscrew the four screws from the beam and separate the frames from the beam. Your Kape chair is now fully disassembled. Please recycle each material responsibly through your local recycling streams.