


# VINCENT SHEPPARD




## BISTRO COLLECTION


PRODUCT DATA SHEET



QUADRO BISTRO TABLE



RONDA BISTRO TABLE




SPHERA BISTRO TABLE

## MATERIALS

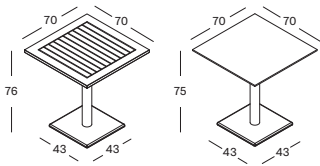
<b>frame</b>	steel
<b>frame finish</b>	black powder coated
<b>top/finish</b>	untreated teak    black hpl
<b>glides</b>	adjustable black nylon

## COLOURS

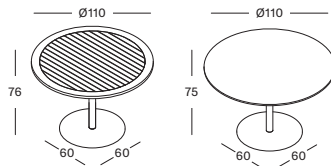


## DIMENSIONS

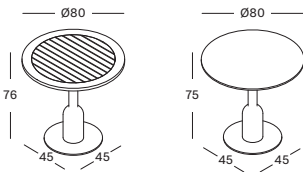
### QUADRO BISTRO TABLE



### RONDA BISTRO TABLE



### SPHERA BISTRO TABLE



## IN THIS COLLECTION

BISTRO	ITEM CODE	FINISH	PACKAGE DIMENSION (cm/inch)		CBM (m <sup>3</sup> /ft <sup>3</sup> )		WEIGHT (kg/lb)	
quadro bistro table	BI202M007W002 BI202M007H055	untreated teak black HPL	66 x 46 x 17 75 x 75 x 12	26 x 18 x 7 30 x 30 x 5	0.12	4.24	21	46.3
ronda bistro table	BI557M007W002 BI557M007H055	untreated teak black HPL	63 x 63 x 13 115 x 115 x 12	25 x 25 x 5 45 x 45 x 5	0.27	9.53	21	46.3
sphera bistro table	BI354M007W002 BI354M007H055	untreated teak black HPL	66 x 46 x 17 85 x 85 x 12	26 x 18 x 7 33 x 33 x 5	0.15	5.3	21	46.3

## **MAINTENANCE AND CARE**

---

### **TEAK**

#### **For a quick facelift**

Use a moist towel or sponge with a mild solution of water and natural, non-aggressive soap.

#### **For stubborn stains**

If your furniture is stained, consider one of the following options:

**Grease spots** have appeared on the furniture: This is a natural feature of the wood and grease spots should gradually disappear after being exposed to sunlight. However, should you wish to remove these blemishes, we recommend using a degreasing agent and gentle scrubbing with a brush. Rinse off with clean water.

The furniture has developed **mildew spots or black blemishes**: This is usually the result of rainwater or sometimes sap dripping from the leaves of trees onto the wood leaving dark marks and spots. Ideally, we recommend the furniture is not placed under trees. However, these marks can be removed by lightly sanding with fine sandpaper.

You spilled **wine** or something else leaving persistent stains: For wine stains, we recommend using methylated spirits to wipe the area clean. Candle wax for example can be removed by placing brown paper over the wax mark and pressing with a warm iron. This will melt the wax, drawing it out of the wood and onto the paper.

### **HPL**

You can use your HPL side tables inside as well as outside.

Dirt does not easily stick to the material, which makes your side tables easy to maintain.

Use a damp cloth and water to clean spilled solutions. The quicker you remove them, the easier.

Use a solution of water and mild soap to clean more stubborn stains.

### **STEEL**

For the outdoor pieces, the steel is always epoxy coated and powder coated to make sure it is protected from all-weather influences.