

Luminaire

Code 1833030A
Name ATHENA TERRA nero

Measurem.

Code FTS1601231
Name ATHENA TERRA nero

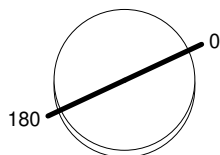
Luminaire Flux	3492.00 lm	Luminaire Power	44.00 W	Efficacy	79.36 lm/W	Efficiency	100.00%
Lamps Flux	3492.00 lm	Maximum value	432.87 cd/klm	Position	C=0.00 G=179.00	CG	Rotosymmetrical
Round Luminaire Round Luminous Area		Diam. Diam.	320 mm 20 mm	Height Height	1780 mm 0 mm		
Horizontal Luminous Area Emitting area on Plane 0° Emitting area on Plane 90°		0.000314 m2 0.000000 m2 0.000000 m2		Emitting area on Plane 180° Emitting area on Plane 270° Glare area at 76°		0.000000 m2 0.000000 m2 0.000076 m2	
Coordinate system Date Measurement Distance		CG 11-11-2015 0.00		Symmetry Type Maximum Gamma Angle Measurement Flux		Rotosymmetrical 180 3492.00 lm	

LED Flux=3968,24lm LED Power=37,87W Eff=88% EfcLed=105lm/W EfcLum=79lm/W Ra=90 SDCM=2 L70(6K)=50000

C.I.E. 0 0 0 0 100
F UTE 1.00 T

D DIN 5040 --
B NBN --

Diam=320mm



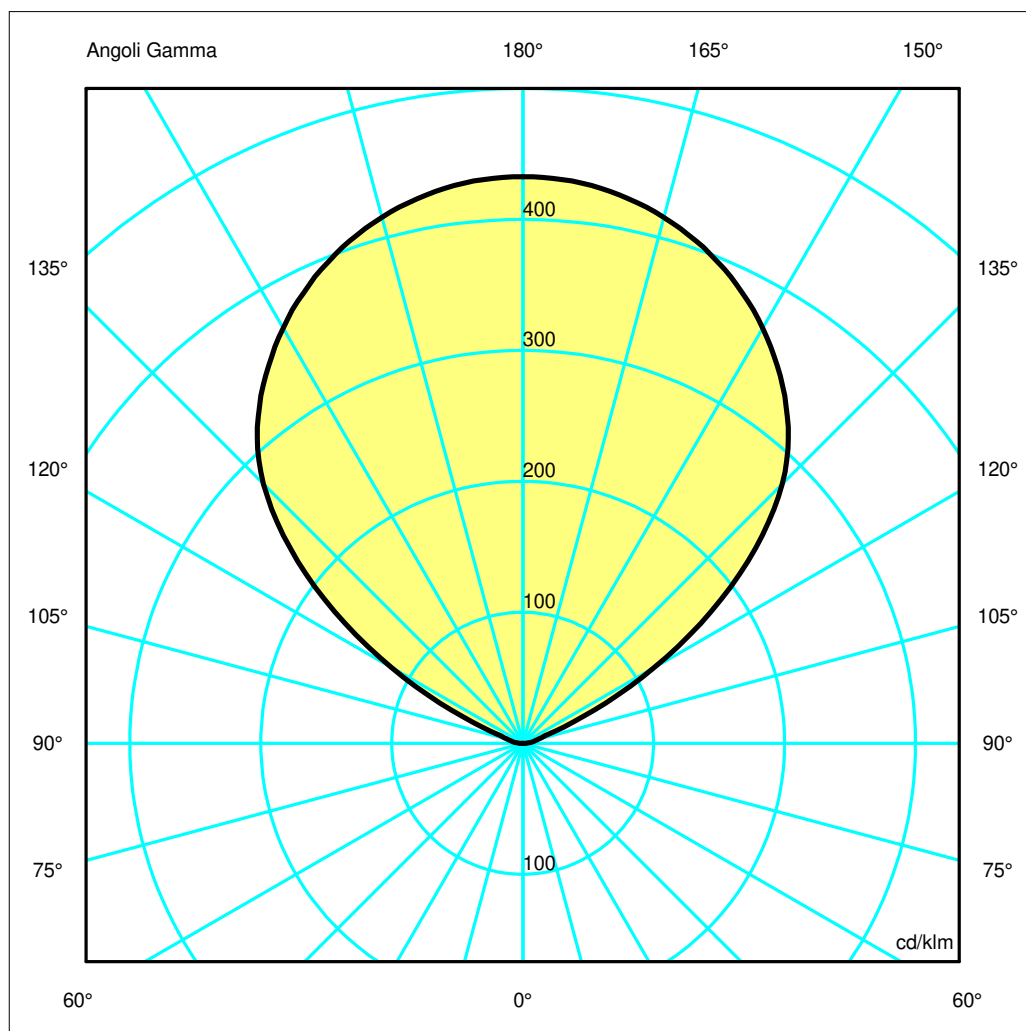
Semipiani C

180.0 ——— 0.0

ULOR100.00 %

DLOR 0.00 %

RN100.00 %



Luminaire

Code 1833030A
Name ATHENA TERRA nero

Measurement

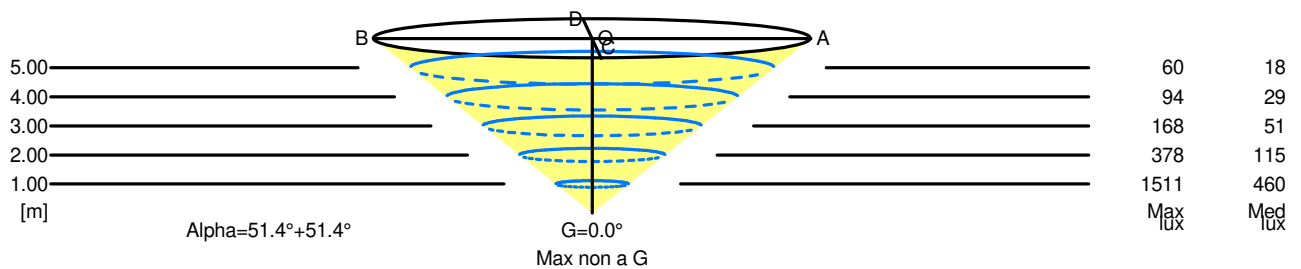
Code FTS1601231
Name ATHENA TERRA nero

Luminaire Flux	3492.00 lm	Luminaire Power	44.00 W	Efficacy	79.36 lm/W	Efficiency	100.00%
Lamps Flux	3492.00 lm	Maximum value	432.87 cd/klm	Position	C=0.00 G=179.00	CG	Rotosymmetrical
Round Luminaire Round Luminous Area		Diam. Diam.	320 mm 20 mm	Height Height	1780 mm 0 mm		
Horizontal Luminous Area Emitting area on Plane 0° Emitting area on Plane 90°		0.000314 m2 0.000000 m2 0.000000 m2		Emitting area on Plane 180° Emitting area on Plane 270° Glare area at 76°		0.000000 m2 0.000000 m2 0.000076 m2	
Coordinate system Date Measurement Distance		CG 11-11-2015 0.00		Symmetry Type Maximum Gamma Angle Measurement Flux		Rotosymmetrical 180 3492.00 lm	
LED Flux=3968,24lm LED Power=37,87W Eff=88% EfcLed=105lm/W EfcLum=79lm/W Ra=90 SDCM=2 L70(6K)=50000							
C.I.E. F UTE	0 0 0 0 100 1.00 T			D DIN 5040 B NBN	-- --		

Width at 50.00 % of Max Intensity

H[m]	1.00	2.00	3.00	4.00	5.00	H[m]	1.00	2.00	3.00	4.00	5.00
OA	1.25	2.51	3.76	5.02	6.27	OC	1.25	2.51	3.76	5.02	6.27
OB	1.25	2.51	3.76	5.02	6.27	OD	1.25	2.51	3.76	5.02	6.27

	Luminous Intensities [cd/klm]									
	0	5	15	25	35	45	55	65	75	85
OA	1511.26	1505.46	1452.16	1349.12	1196.40	978.01	612.88	210.37	42.76	12.31
OB	1511.26	1505.46	1452.16	1349.12	1196.40	978.01	612.88	210.37	42.76	12.31
OC	1511.26	1505.46	1452.16	1349.12	1196.40	978.01	612.88	210.37	42.76	12.31
OD	1511.26	1505.46	1452.16	1349.12	1196.40	978.01	612.88	210.37	42.76	12.31



5.00	12.54	60	18	
4.00	10.03	94	29	
3.00	7.53	168	51	
2.00	5.02	378	115	
1.00	2.51	1511	460	
H[m]	D[m]	Max lux	Med lux	Alpha=51.4°+51.4° Max non a G G=0.0